TOSHIBA
Leading Innovation

Produkt Datenblatt

Gerätebezeichnung: MMD-UP0961HFP-E

Technische Daten

	Einheiten	Werte
Nennkühlleistung	kW	28,0
Nennheizleistung	kW	17,4
Leistungsaufnahme	kW	0,198
Max. Stromaufnahme	A	9,40
Luftvolumenstrom (m³/h)	m³/h	2100 / 1800 / 1470
Schalldruckpegel (dBA)	dB (A)	40 / 38 / 36
Schallleistungspegel (dBA)	dB (A)	75 / 73 / 71
Statischer Außendruck	Pa	100
Abmessungen (HxBxT)	mm	448 x 900 x 1400
Gewicht	kg	100
Sauggasl. Bördel	mm	22,2
Flüssigkeitsl. Bördel	mm	12,7
Kondensat Anschluss		VP25
Betriebsspannung	V- Hz	220 - 240V ~ 50Hz 208 - 230V ~ 60Hz

Abbildung:

Maßskizze:

MMD-UP0721HFP-E(TR), MMD-UP0961HFP-E(TR), MMD-UP1121HFP-E(TR), MMD-UP1281HFP-E(TR)

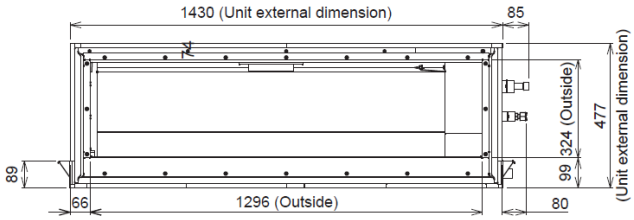

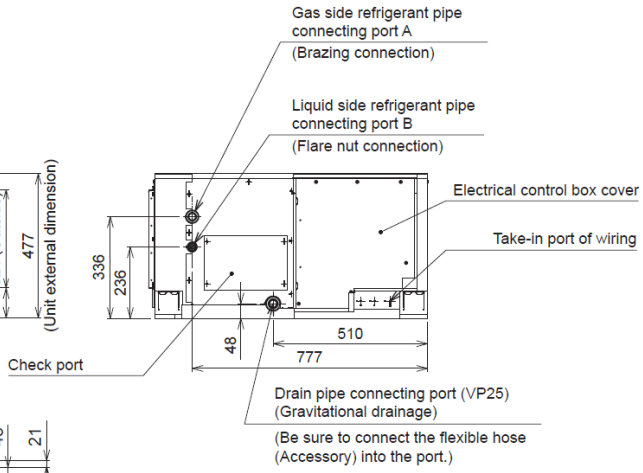

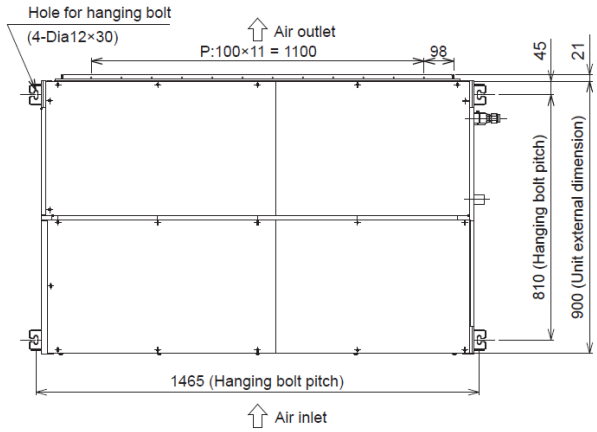

Connecting pipe size

Model	Pipe size		Remarks
0721 0961	A(Gas)	Dia22.2	
	B(Liquid)	Dia12.7	
1121	A(Gas)	Dia28.6	Use the SOCKET(Accessory)
	B(Liquid)	Dia12.7	
1281	A(Gas)	Dia28.6	Use the SOCKET(Accessory)
	B(Liquid)	Dia15.9	Use the LIQUID JOINT PIPE(Accessory)

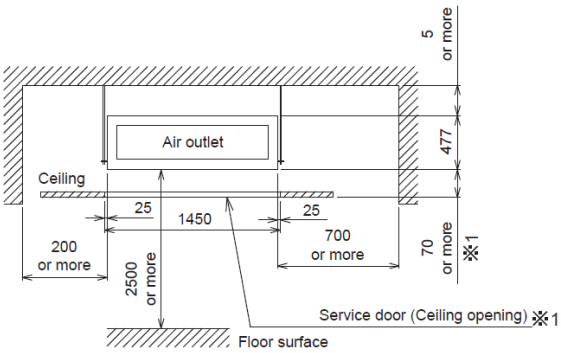

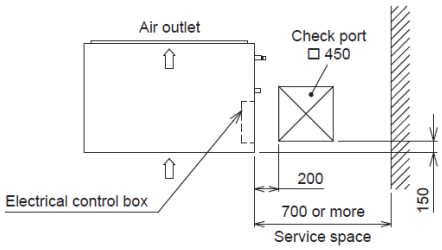

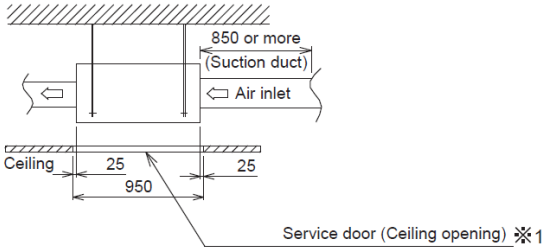

※1 If there are enough space under the unit (more than 1000 mm) the service door (Ceiling opening) is not necessary.

<Air outlet>

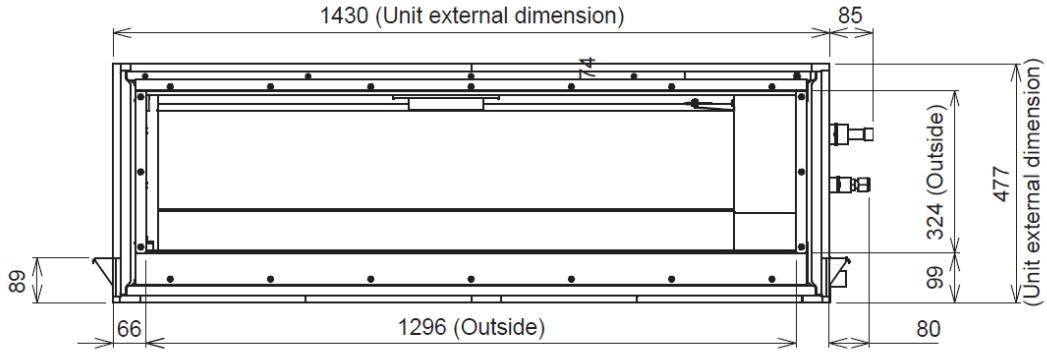
1430 (Unit external dimension)
85
74
324 (Outside)
477
(Unit external dimension)
89
99
66
1296 (Outside)
80

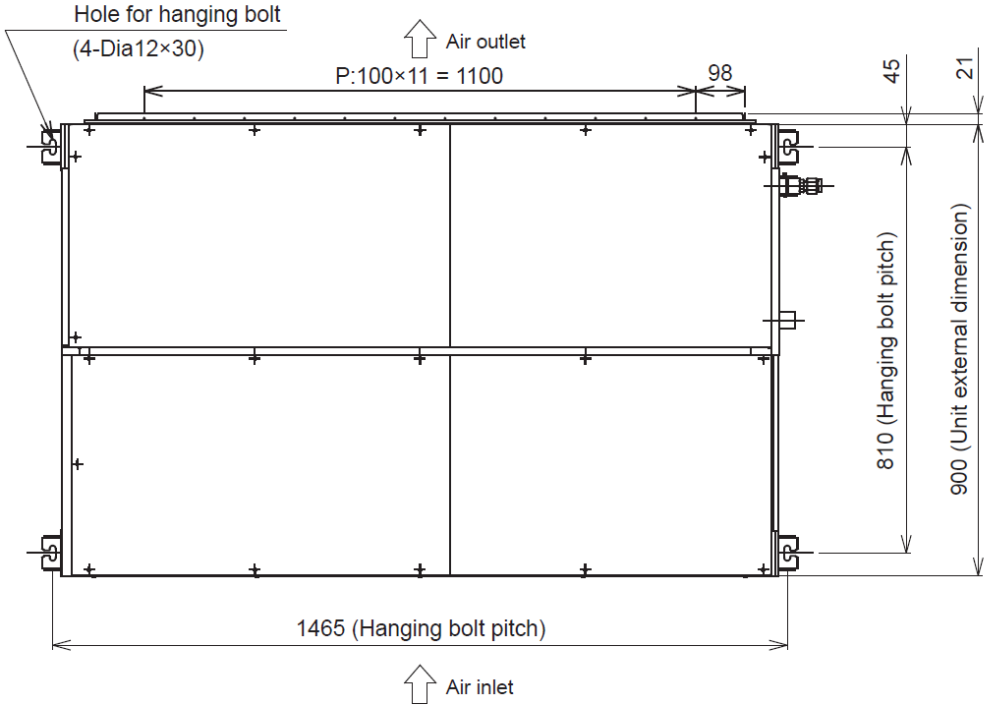
Hole for hanging bolt
(4-Dia12×30)
Air outlet
P:100×11 = 1100
98
45
21
810 (Hanging bolt pitch)
900 (Unit external dimension)
1465 (Hanging bolt pitch)
Air inlet

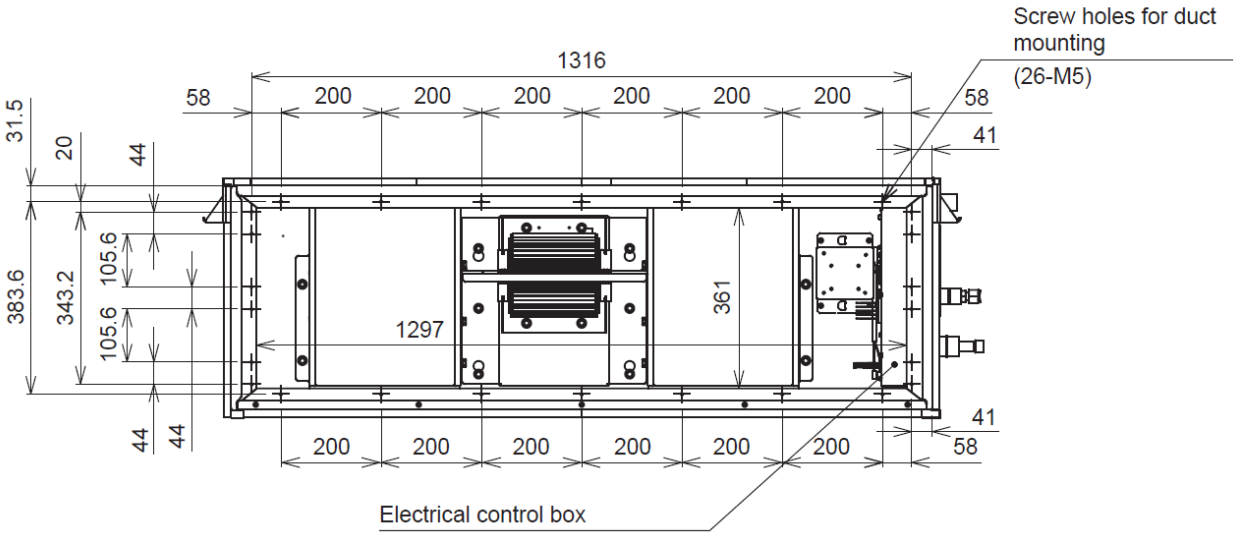
Screw holes for duct
mounting
(26-M5)
1316
58
200
200
200
200
200
200
58
41
31.5
20
44
383.6
343.2
105.6
105.6
1297
361
44
44
41
200
200
200
200
200
200
58
Electrical control box